

EVERCOAT®

LED Cure High Build Primer

LIGHT SPEED™

Light Speed™ LED Cure High Build Primer is a ready-to-spray hybrid polyester primer surfacer that provides exceptional filling capabilities. This High Build Primer is compatible with waterborne paint systems and VOC compliant. All substrates must be properly sanded and cleaned prior to primer application for optimum performance.







- ▶ Cures with ultra-fast UV LED lamp in 5 minutes
- ▶ Sands easily
- ▶ High build
- ▶ No shrinkage
- ▶ Passes 500 hour salt spray (ASTM B117)
- ▶ STIR WELL



Item no 101498
Pack size 946ml

Light Speed™ LED Cure High Build Primer

Technical Data Sheet

<p>Description</p>	<p>Light Speed™ LED Cure High Build Primer is a ready-to-spray hybrid polyester primer surfacer that provides exceptional filling capabilities. This high build primer is compatible with waterborne paint systems and VOC compliant.</p>																				
<p>Approved Substrates</p> 	<p>Approved substrates includes: aluminum, galvanized steel, fiberglass , steel, body filler or putty NOTE: An epoxy pre-coat is NOT required for Light Speed™ LED Cure High Build Primer if a minimum of 2 coats with a dry film thickness of 4.5 – 6 mils (115 – 150 microns) are applied to achieve proper protection. CAUTION: Do not apply over self-etch primers, acidic coatings, or after the use of acidic prep wipes as these materials can inhibit the curing process of polyester primers.</p>																				
<p>Clean</p> 	<ul style="list-style-type: none"> • Surface must be clean and free of dirt, oil, grease and wax • To solvent clean raw, exposed fiberglass, it is recommended to clean exposed area with acetone. 																				
<p>Preparation</p> 	<ul style="list-style-type: none"> • Sand repair area with 80 grit and featheredge using 180 grit sandpaper • Final clean with a quality wax and grease remover to remove sanding residue prior to application • Prime carbon steel and aluminum immediately after sanding and dust removal <p>Body Filler or Putty</p> <ul style="list-style-type: none"> • Finish sanding body filler or putty with 180-220 grit sandpaper • Featheredge surrounding area with 220 grit sandpaper • Remove sanding dust residue with clean compressed air 																				
<p>Mixing</p> 	<p>Ensure that the primer surfacer is stirred thoroughly before use. Machine stir/shake or stir by hand to an even consistency.</p> <ul style="list-style-type: none"> • Light Speed™ LED Cure High Build Primer is ready to spray. 																				
<p>Application</p> 	<ul style="list-style-type: none"> • Apply 2-3 light to medium wet coats at a distance of 8-10 inches (20-25cm) allowing 1-2 minutes flash time between coats • Allow a 5-minute flash off after last coat before applying Scangrip UV LED lamp. • Use the Scangrip UV LED lamp to expose the primer for 5-6 minutes. Recommended light specs: Wavelength: 395nm, irradiance: min 30 mW/cm2. <p>NOTE: Do not use in direct sunlight. Do not use sunlight for curing thick films as it may require longer exposure times.</p>																				
<p>Finishing</p> 	<ul style="list-style-type: none"> • Ready to sand after the 5-6 minutes exposure to UV LED lamp. • Sand with 180-400 grit sandpaper prior to next step <p>Follow coating manufacturer recommendations for final sanding specifications</p>																				
<p>Technical</p>	<table border="1"> <tr> <td>Appearance</td> <td>Grey liquid</td> </tr> <tr> <td>VOC</td> <td>Refer to Section 9 of Safety Data Sheet</td> </tr> <tr> <td>Dry-Film-Thickness (DFT)</td> <td>2.0 – 3.0 mils (50 – 75 microns) / coat</td> </tr> <tr> <td>Maximum Film Build</td> <td>9 mils (225 microns)</td> </tr> <tr> <td>Spray Gun Setup</td> <td>1.2mm – 1.8mm fluid nozzle</td> </tr> <tr> <td>Pot Life</td> <td>N/A</td> </tr> <tr> <td>Air Dry</td> <td>N/A</td> </tr> <tr> <td>UV LED Force Dry</td> <td>5-6 min exposure @ 8-10 in (20-25 cm) Do not expose to sunlight for cure</td> </tr> <tr> <td>Recoat Window</td> <td>After sanding: Within 7 days or light sand before coating Un-sanded: Within 30 days, then sand per finish procedures above</td> </tr> <tr> <td>Total Solids By Weight</td> <td>70-80%</td> </tr> </table>	Appearance	Grey liquid	VOC	Refer to Section 9 of Safety Data Sheet	Dry-Film-Thickness (DFT)	2.0 – 3.0 mils (50 – 75 microns) / coat	Maximum Film Build	9 mils (225 microns)	Spray Gun Setup	1.2mm – 1.8mm fluid nozzle	Pot Life	N/A	Air Dry	N/A	UV LED Force Dry	5-6 min exposure @ 8-10 in (20-25 cm) Do not expose to sunlight for cure	Recoat Window	After sanding: Within 7 days or light sand before coating Un-sanded: Within 30 days, then sand per finish procedures above	Total Solids By Weight	70-80%
Appearance	Grey liquid																				
VOC	Refer to Section 9 of Safety Data Sheet																				
Dry-Film-Thickness (DFT)	2.0 – 3.0 mils (50 – 75 microns) / coat																				
Maximum Film Build	9 mils (225 microns)																				
Spray Gun Setup	1.2mm – 1.8mm fluid nozzle																				
Pot Life	N/A																				
Air Dry	N/A																				
UV LED Force Dry	5-6 min exposure @ 8-10 in (20-25 cm) Do not expose to sunlight for cure																				
Recoat Window	After sanding: Within 7 days or light sand before coating Un-sanded: Within 30 days, then sand per finish procedures above																				
Total Solids By Weight	70-80%																				
<p>Safety</p>	<p>Read full instructions before use. This product contains hazardous materials and therefore appropriate personal protective equipment should always be used. Safety Data Sheets (SDS) and warnings displayed on product labels must be read carefully. SDS and product labels convey the possible health hazards, appropriate engineering controls, personal protection equipment and precautions to be observed in using the material. Copies of the SDS and product labels are available upon request. Consult your local environmental compliance agency for disposal of un-used products. Never dispose of products down the drain. If exposed, contact a POISON CONTROL CENTER IMMEDIATELY. KEEP OUT OF REACH OF CHILDREN. The information provided in this Technical Data Sheet is correct to the best of our knowledge, information and belief at the date of its publication.</p>																				